

INDEX

INTRODUCTION

02 OUR STORY/DESIGN FIRE

INDOOR COLLETCION

04 AUTOMATIC BEV® FIREPLACES

34 WATER VAPOUR FIREPLACES

42 ELECTRIC FIREPLACES

46 GAS FIREPLACES

OUTDOOR COLLECTION

56 AUTOMATIC BEV® FIREPLACES

64 GAS FIREPLACES

86 COMMERCE® FIREPLACES



ourstory

It started with a simple bonfire in the heart of the Australian continent, under the red Ayers Rock. Two tourists, Alfred Weilandt and Jerry Dabrowski were sitting by the fire, long into the night, listening to Aboriginal tales about a mythical Epoch of Dreams. The atmosphere created by the flames inspired the two to find an easy way to have the same fire in contemporary interiors.

They intended to overcome the existing difficulties in the form of soot, ash and the need for a chimney, all of which are associated with fire in an interior space. Contemporary lifestyle demands products that through design have a character of their own but are safe and easy to use. After months spent on designing and testing, they came up with a product combining the beauty of form and the comfort of use thanks to bioethanol fuel. But most of all a product that satisfies the atavistic need to commune with fire.

designfire

We took on the challenging task and went beyond all the established boundaries to design fire like never before. Our endeavours lead us to develop solutions that allow us to arrange a natural fire in any space; be it indoor or outdoor.

As a world leader in fully automatic fireplaces, we guarantee the convenience and safety of our products. We listen to our clients carefully to provide individually customized products. Our offer covers net zero bioethanol fireplaces with patented BEV® Technology and gas fire solutions that provide a lot of freedom in designing your perfect space with fire as the focal point.

The recognition says it all. Planika is global. With an extensive distribution network, we are present in over 100 countries around the world. But the success also lies in the concept of a teal organization that Planika adopted. In our company, there is no hierarchy. All the employees are given freedom in managing their working schedule and have a real influence in the process of product creation.

~This made it possible to give you truly unique solutions in fire design.

Planika

AUTOMATIC

BEV[®] FIREPLACES

OUTDOOR COLLECTION



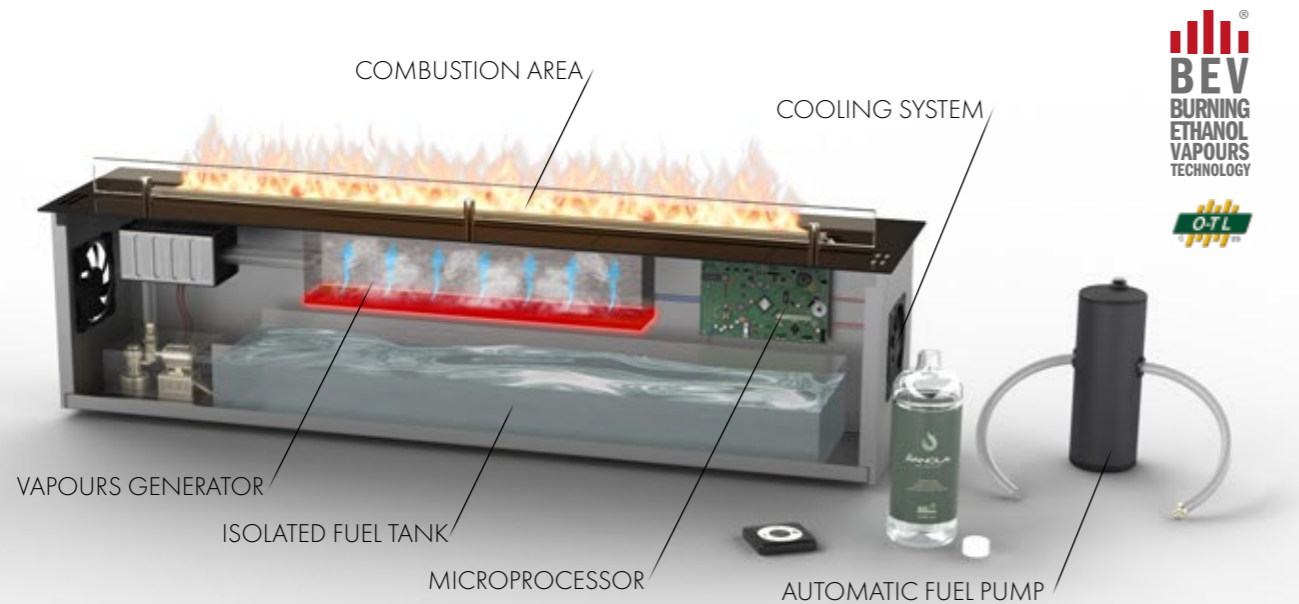
Fire Line Automatic
BEV[®] Burner
Design by Porada

BEV[®] TECHNOLOGY

GAME-CHANGING INNOVATION IN FIREPLACE INDUSTRY

The BEV[®] technology is the most advanced technology on the fireplace market and it has revolutionized the industry. It is now possible to have a line of fire in a media wall under TV, in an apartment on a higher floor, arranged as a room divider or even on a yacht. For years now, this innovative solution has been taking projects with real fire to the next level. You can use fireplaces with the BEV[®] technology anywhere you want, without any limitations. It is manufactured according to UL standards and is O-TL certified, meeting the most demanding safety and quality requirements.

PLANIKA AUTOMATIC FIRE



Without chimney



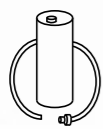
No smell, no soot, no ash



No contact between fuel and fire



Controlled by mobile app or a remote



Automatic refuelling



Safety sensors



Real fire



Easy installation

HOW DOES THE BEV[®] TECHNOLOGY WORK?

The entire burning process is fully automated. The fireplace takes only the required amount of fuel from the tank and the pump transports it to the combustion chamber. The bioethanol is vapourised and distributed along the entire length of the burner where it is then combusted. The fire does not come in any direct contact with the liquid fuel. Thanks to the isolated fuel tank, the cooling fans and the combustion chamber, the temperature of the ethanol fuel is always low and safe.

The microprocessor communicates with many sensors inside the fireplace and controls its entire operation. The fireplace informs you of any actions with a sound signal and a message in the mobile app. The convenient remote control of the fireplace eliminates any risk of human error.

NET ZERO[®]

CARBON NEUTRAL SOLUTION FOR PREMIUM DESIGN

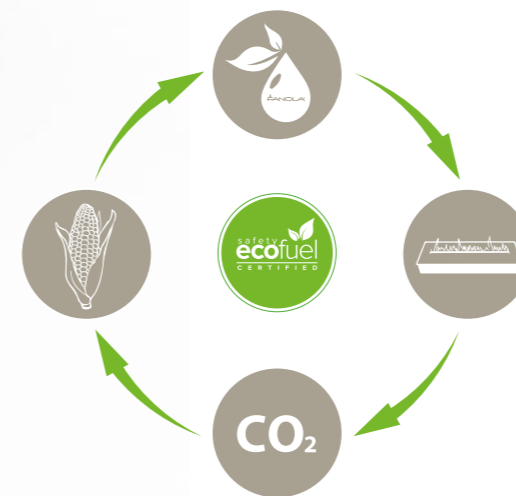
Planika's mission is to create safe fireplaces that leave little to no impact on the environment. Our automatic fireplaces with the BEV[®] technology are fuelled with bioethanol - organic eco-fuel. This allows to use our products where traditional fireplaces are prohibited by the environmental restrictions. Planika has developed the cutting-edge solution - the true CO₂ - neutral fireplaces of the future.

WHAT IS FANOLA FUEL?



- ✓ 96% ethanol concentration
- ✓ odourless and clean combustion
- ✓ plant-origin distillate
- ✓ particulate-free
- ✓ multi-distilled
- ✓ pharmaceutical quality
- ✓ natural, golden flame

HOW ARE PLANIKA'S BEV[®] FIREPLACES CO₂ NEUTRAL?




Planika's fireplaces utilize multi-rectified bioethanol which is made from plants, such as wheat, corn or potatoes. The BEV[®] Technology turns liquid fuel into ethanol vapours to provide the safest combustion process and the most natural fire. The clean burning of ethanol vapours emits only a small amount of CO₂ - similar to that exhaled by a human. No ash, soot, or smoke are produced. 100% of the emissions are absorbed by the same plants that are used to produce the biofuel. This way the carbon emission process comes full circle.



WORK WITH PROFESSIONALS



TECHNICAL TRAININGS



ARCHITECT ZONE WITH 3D MODELS




PROJECT SUPPORT

INDOOR ETHANOL FIRES

AUTOMATIC ETHANOL BURNER (Net Zero® fireplace with BEV® Technology)




FIRE LINE AUTOMATIC 4 (FLA4 BURNER)



FEATURES

- Automatic refilling system
- Remote control
- Touch control panel
- Wi-Fi
- 6 levels of flame
- Safety sensors
- Variant with larger fuel tank (FLA4+)
- Smart Home System compatible
- Top finish:
 - Black powder coating (standard)
 - Stainless steel (optional)
 - RAL colour (optional)

FIRE LINE AUTOMATIC 4+ (FLA4+ BURNER)



OPTIONAL ACCESSORIES

- Glass screens
- Decorative tray with logs or stones
- Smart Home System module
- Adaptive frame with glass screens for Freestanding, Tunnel, Room Divider and Island arrangements



ARRANGEMENT OPTIONS



	FLA4 / FLA4+						
	590 mm	790 mm	990 mm	1190 mm	1490 mm	1990 mm	2490 mm
	max. 3.1 kW	max. 4.4 kW	max. 7.0 kW	max. 9.4 kW	max. 13.0 kW	max. 18.0 kW	max. 22.5 kW
	3.1 L / 9.6 L	4.3 L / 13.4 L	5.5 L / 17.2 L	6.8 L / 21.0 L	8.6 L / 26.8 L	11.7 L / 36.3 L	14.8 L / 45.9 L
	max. 5.0 h / 16.0 h	max. 8.0 h / 25.0 h	max. 8.0 h / 26.0 h	max. 9.0 h / 30.0 h	max. 9.0 h / 30.0 h	max. 10.0 h / 31.0 h	max. 10.0 h / 31.0 h
	min. 31 m³	min. 44 m³	min. 70 m³	min. 94 m³	min. 130 m³	min. 180 m³	min. 225 m³
	19.9 kg / 22.4 kg	24.1 kg / 32.0 kg	27.5 kg / 38.5 kg	33.0 kg / 44.0 kg	39.5 kg / 52.5 kg	49.5 kg / 67.5 kg	58.5 kg / 81.5 kg
	230 V						



Fire Line Automatic
Park Hyatt Auckland
Conran&Partners



Fire Line Automatic
Clearfire - Cascais project



Fire Line Automatic
BEV® Burner
Kominki LAU



Fire Line Automatic
BEV® Burner
Design by Azovski + Pahamova



Fire Line Automatic
BEV® Burner
Design by Vibieffe

FIRST OF ITS KIND FIREPLACE ON A YACHT



Fire Line Automatic
BEV® Burner
Design by **Mondomarine**
Serenity yacht

INDOOR ETHANOL FIRES

AUTOMATIC ETHANOL FIREPLACE (Net Zero® fireplace with BEV® Technology)



FORMA FIREPLACE (with FLA4 / FLA4+ burner)



FEATURES

- FLA4/FLA4+ technical features
- Zero clearance – installation in combustible materials
- Heat deflector - mount TV above the fireplace
- 7 lengths and 7 arrangement options
- Easy installation
- Higher side glass panels available in Tunnel, Room Divider and Island models

OPTIONAL ACCESSORIES

- Decorative tray with logs or stones
- Smart Home System module

ARRANGEMENT OPTIONS



	FORMA FIREPLACE WITH FLA4 / FLA4+ BURNER						
	BURNER 590 mm FIREPLACE 800 mm	BURNER 790 mm FIREPLACE 1000 mm	BURNER 990 mm FIREPLACE 1200 mm	BURNER 1190 mm FIREPLACE 1500 mm	BURNER 1490 mm FIREPLACE 1800 mm	BURNER 1990 mm FIREPLACE 2300 mm	BURNER 2490 mm FIREPLACE 2700 mm
🔥	max. 3.1 kW	max. 4.4 kW	max. 7.0 kW	max. 9.4 kW	max. 13.0 kW	max. 18.0 kW	max. 22.5 kW
🛢️	FLA4 3.1 L FLA4+ 9.6 L	FLA4 4.3 L FLA4+ 13.4 L	FLA4 5.5 L FLA4+ 17.2 L	FLA4 6.8 L FLA4+ 21.0 L	FLA4 8.6 L FLA4+ 26.8 L	FLA4 11.7 L FLA4+ 36.3 L	FLA4 14.8 L FLA4+ 45.9 L
🕒	FLA4 max. 5.0 h FLA4+ max. 16.0 h	FLA4 max. 8.0 h FLA4+ max. 25.0 h	FLA4 max. 8.0 h FLA4+ max. 26.0 h	FLA4 max. 9.0 h FLA4+ max. 30.0 h	FLA4 max. 9.0 h FLA4+ max. 30.0 h	FLA4 max. 10.0 h FLA4+ max. 31.0 h	FLA4 max. 10.0 h FLA4+ max. 31.0 h
🏠	min. 31 m³	min. 44 m³	min. 70 m³	min. 94 m³	min. 130 m³	min. 180 m³	min. 225 m³
⚡	230 V						



Fire Line Automatic
BEV® Burner
Design by Ellemore Huang Shan



Fire Line Automatic
BEV® Burner
Design by Patrick Helou



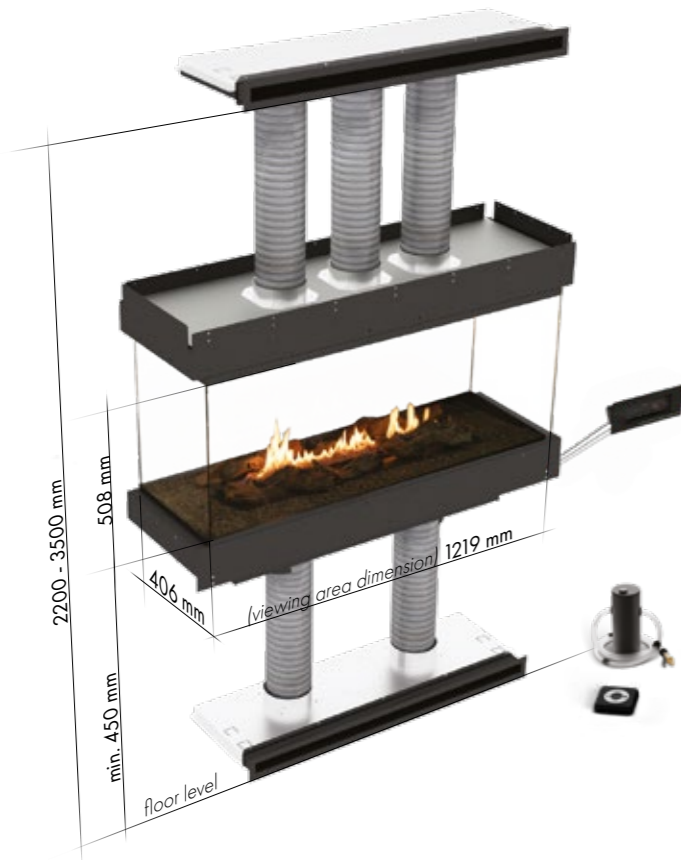
Fire Line Automatic
BEV® burner
Design by Sylwia Szcześniak Mariposa Studio Architektury
Published in Elle Decoration Polska

INDOOR ETHANOL FIRES

AUTOMATIC ETHANOL BURNER (Net Zero® fireplace with BEV® Technology)



PANORAMA FIREPLACE



FEATURES

- Automatic refilling system
- External control panel
- Remote control
- Wi-Fi
- 6 levels of flame
- Safety sensors
- Glass enclosed
- Glass foam granulate included
- Zero clearance
- Finish: black powder coating
- Smart Home System compatible

OPTIONAL ACCESSORIES

- Decorative logs or stones
- Smart Home System module



Panorama RD
BEV® Fireplace

ARRANGEMENT OPTIONS



PANORAMA	
	BURNER 990 mm
	max. 7.0 kW
	5.5 L
	max. 10.0 h
	min. 70 m ²
	230 V



Panorama TS
BEV® Fireplace

INDOOR ETHANOL FIRES

AUTOMATIC ETHANOL BURNER (Net Zero® fireplace with BEV® Technology)



STONE CORE



FEATURES

- Automatic refilling system
- Remote control
- Wi-Fi
- 6 levels of flame
- Safety sensors
- Glass enclosed
- Glass foam granulate included
- Smart Home System compatible

OPTIONAL ACCESSORIES

- Smart Home System module

AVAILABLE FINISHING VARIANTS

- 3 finish options with **DEKTON®** by Cosentino: Laurent, Daze and Kovik
- Stone Core for custom-built housing

STONE KOVIK / LAURENT / DAZE



STONE CORE / KOVIK / LAURENT / DAZE	
	max. 5 kW
	13,4 L
	max. 29 h
	min. 50 m³
	230 V



Stone Daze
BEV® Fireplace

INDOOR ETHANOL FIRES

AUTOMATIC ETHANOL BURNER (Net Zero® fireplace with BEV® Technology)



ROCK CORE



FEATURES

- Easy refilling - replacable canister
- Remote control
- 2 levels of flame
- Safety sensors
- Glass enclosed
- Glass foam granulate included

AVAILABLE FINISHING VARIANTS

- 3 finish options with **DEKTON®** by Cosentino: Laurent, Daze and Kovik
- Rock Stone Core for custom-built housing

ROCK KOVIK / LAURENT / DAZE



ROCK CORE / KOVIK / LAURENT / DAZE	
	max. 3.5 kW
	5 L
	max. 33 h
	min. 35 m³
	230 V




Rock Daze
BEV® Fireplace

INDOOR ETHANOL FIRES

AUTOMATIC ETHANOL BURNER (Net Zero® fireplace with BEV® Technology)



PRIME FIRE BURNER



FEATURES

- Automatic refilling system
- Remote control
- 2 levels of flame
- Safety sensors
- Top finish: black powder coating

OPTIONAL ACCESSORIES


- Glass screens
- Decorative tray with logs or stones
- Adaptive frame with glass screens for Freestanding, Tunnel, Room Divider and Island arrangements



ARRANGEMENT OPTIONS



	PRIME FIRE			
	590 mm	790 mm	990 mm	1190 mm
	max. 3.1 kW	max. 4.4 kW	max. 7.0 kW	max. 9.4 kW
	3.1 L	4.3 L	5.5 L	6.8 L
	max. 5.0 h	max. 8.0 h	max. 8.0 h	max. 9.0 h
	min. 31 m³	min. 44 m³	min. 70 m³	min. 94 m³
	19.9 kg	24.1 kg	27.5 kg	33.0 kg
	230 V			



Prime Fire
BEV® Burner
Project 上海陆家嘴 滨江凯旋门
Design by 上海观安设计
The designer 李曾娜



Prime Fire
BEV® Burner
House CC- Elegant Lifestyle
design by: AIO Grafic RO

INDOOR ETHANOL FIRES

AUTOMATIC ETHANOL FIREPLACE (Net Zero® fireplace with BEV® Technology)



FORMA FIREPLACE (with Prime Fire burner)



FEATURES

- Prime Fire technical features
- Automatic refilling system
- Remote control
- 2 levels of flame
- Safety sensors
- Zero clearance
- Finish: black powder coating

OPTIONAL ACCESSORIES

- Decorative tray with logs or stones

ARRANGEMENT OPTIONS



FORMA FIREPLACE WITH PRIME FIRE BURNER

	BURNER 590 mm FIREPLACE 800 mm	BURNER 790 mm FIREPLACE 1000 mm	BURNER 990 mm FIREPLACE 1200 mm	BURNER 1190 mm FIREPLACE 1500 mm
🔥	max. 3.1 kW	max. 4.4 kW	max. 7.0 kW	max. 9.4 kW
🚰	3.1 L	4.3 L	5.5 L	6.8 L
🕒	max. 6.0 h	max. 9.0 h	max. 10.0 h	max. 11.0 h
🏠	min. 31 m³	min. 44 m³	min. 70 m³	min. 94 m³
⚡	230 V			

INDOOR ETHANOL FIRES

AUTOMATIC ETHANOL FIREPLACE (Net Zero® fireplace with BEV® Technology)



COMET BURNER



FEATURES

- Automatic refilling system
- Remote control
- Wi-Fi
- 6 levels of flame
- Safety sensors
- Top finish: black powder coating
- Smart Home System compatible

OPTIONAL ACCESSORIES

- Smart Home System module

	COMET BURNER
🔥	max. 6.6 kW
🚰	8.8 L
🕒	max. 17 h
🏠	min. 66 m³
⚡	230 V



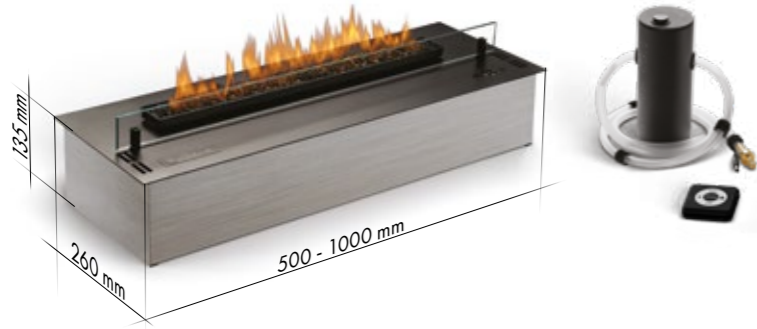
Prime Fire
BEV® Burner
Design by Design Avenue

INDOOR ETHANOL FIRES

AUTOMATIC ETHANOL BURNER (Net Zero® fireplace with BEV® Technology)



NEO BURNER



FEATURES

- Automatic refilling system
- Remote control
- 2 levels of flame
- Safety sensors

OPTIONAL ACCESSORIES

- Decorative grate with logs

NEO FIREPLACE



FEATURES

- Zero clearance
- Automatic refilling system
- Remote control
- 2 levels of flame
- Safety sensors

DETACHABLE SIDE PANELS



OPTIONAL ACCESSORIES

- Decorative grate with logs

	NEO BURNER 500 / 750 / 1000	NEO FIREPLACE 500 / 750 / 1000
	3.1 / 4.1 / 5.9 kW	3.1 / 4.1 / 5.9 kW
	1.7 / 2.1 / 2.9 L	1.7 / 2.1 / 2.9 L
	5 / 6 / 4 h	5 / 6 / 4 h
	min. 31 / 41 / 59 m²	min. 31 / 41 / 59 m²
	230 V	



Neo Fireplace
BEV® Fireplace

INDOOR ETHANOL FIRES

AUTOMATIC ETHANOL BURNER (Net Zero® fireplace with BEV® Technology)



POLARIS



FEATURES

- Removable fuel tank
- Freestanding
- Remote control
- 2 levels of flame
- Safety sensors
- Decorative logs set included
- Finish: black powder coating

SCANDI



FEATURES

- Removable fuel tank
- Freestanding
- Flue connector (For optional heat extraction)
- Remote control
- 2 levels of flame
- Safety sensors
- Finish: black powder coating

OPTIONAL ACCESSORIES

- Decorative logs or pebbles

	POLARIS	SCANDI
	max. 3.5 kW	max. 4.1 kW
	5.0 L	5.0 L
	max. 33 h	max. 33 h
	min. 35 m³	min. 41 m³
	36.5 kg	62.0 kg
	230 V	



Polaris
BEV® Fireplace



Scandi
BEV® Fireplace
@architekt_mo_home

INDOOR ETHANOL FIRES

AUTOMATIC ETHANOL BURNER (Net Zero® fireplace with BEV® Technology)



L-FIRE BURNER



FEATURES

- Automatic refilling system
- Remote control
- 2 levels of flame
- Safety sensors
- Finish: black powder coating

L-FIRE FIREPLACE



FEATURES

- Automatic refilling system
- Remote control
- 2 levels of flame
- Safety sensors
- Finish: black powder coating

OPTIONAL ACCESSORIES

- Optional frame or frame + mesh

BASKET FIRE LOGS



FEATURES

- Automatic refilling system
- Freestanding
- Remote control
- 2 levels of flame
- Safety sensors
- Finish: black powder coating

OPTIONAL ACCESSORIES

- Decorative grate

	L-FIRE BURNER	L-FIRE FIREPLACE	BASKET FIRE LOGS
	max. 4.4 kW	max. 4.4 kW	max. 2.8 kW
	6.0 L	6.0 L	1.75 L
	max. 13 h	max. 13 h	max. 6.5 h
	min. 44 m ³	min. 44 m ³	min. 28 m ³
	15.2 kg	27 kg	14.5 kg
		230 V	



L-Fire in Casing
BEV® Fireplace



Basket Fire Logs
BEV® Fireplace

WATER VAPOUR FIREPLACES

OUTDOOR COLLECTION



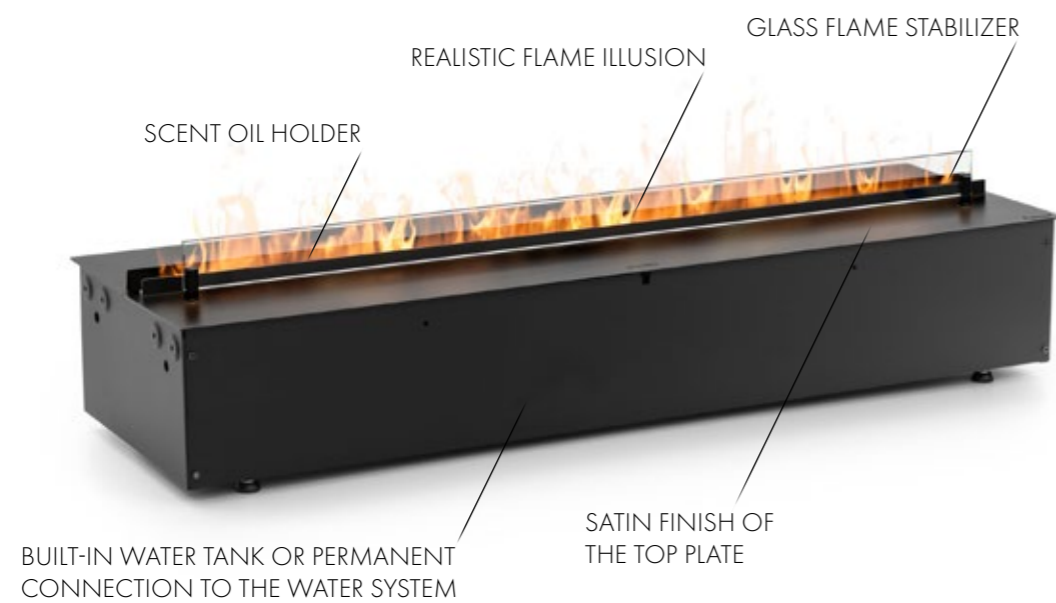
OPTIMYST® TECHNOLOGY

DISCOVER WATER VAPOUR TECHNOLOGY FOR FIREPLACES

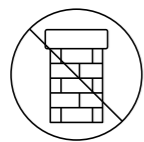
Optimyst technology is an advanced system that creates a highly realistic flame effect using water vapor. It offers a safe, energy-efficient, and eco-friendly alternative to traditional fireplaces, providing the ambiance of fire without actual combustion.

HOW DOES IT WORK?

An ultrasonic device produces mist, which is illuminated by the ActiveLED system, simulating real flames. Spectral lenses scatter light allowing for a full spectrum of flame colors and changes in their intensity. Multidimensional steam lighting gives a realistic flame effect, perfectly complementing any interior.




WHY WATER VAPOUR FIREPLACES?



Easy installation with no chimney



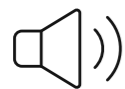
Safe touch



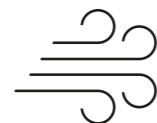
Adjustable flame colors (RGB palette)



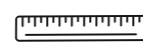
Controlled by mobile app or a remote



Sound of crackling wood



Improves air quality



Up to 10m flameline



Eco-friendly



Cool Flame 1000 Fireplace
Water vapour Fireplace

INDOOR WATER VAPOUR INSERT

Net Zero® fireplace with Optimyst® Technology

COOL FLAME INSERT



FEATURES

- Removable water tank - easy refilling
- Remote control and mobile app
- Realistic sounds of burning wood
- Flame color in full RGB spectrum
- Flame height regulation
- No heating function
- Finish: black powder coating
- Modular connection - up to 3 units
- Finish: black powder coating
- Technical glass

OPTIONAL ACCESSORIES

- Decorative logs set
- Additional technical glass (for see-through arrangements)
- RAL top plate painting

COOL FLAME PRO INSERT



FEATURES

- Permanent water connection - no need for refilling
- Water filter
- Remote control and mobile app
- Realistic sounds of burning wood
- Flame color in full RGB spectrum
- Flame height regulation
- No heating function
- Finish: black powder coating
- Modular connection - up to 10 units
- Technical glass

OPTIONAL ACCESSORIES

- Decorative logs set
- Additional technical glass (for see-through arrangements)
- RAL top plate painting

	COOL FLAME 500/1000 INSERT	COOL FLAME PRO 500/1000 INSERT
	1.2L / 2.4 L	Permanent water connection
	max. 12 h	limitless
	8 kg / 14.5 kg	9 kg / 15 kg
	230 V	



Cool Flame 1000 Insert
Water vapour Fireplace

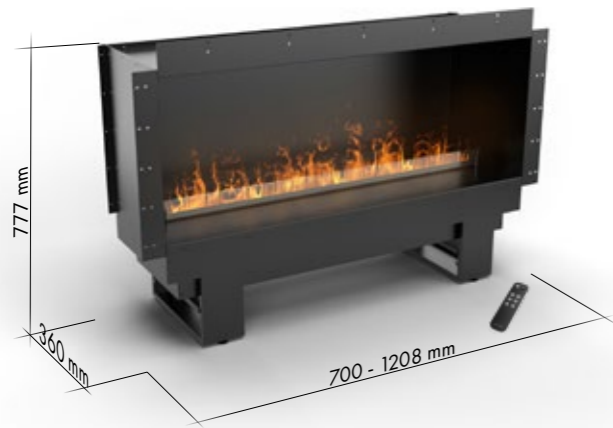


Cool Flame 1000 Insert
Water vapour Fireplace

INDOOR WATER VAPOUR INSERT

Net Zero® fireplace with Optimyst® Technology

COOL FLAME / COOL FLAME PRO FIREPLACE



FEATURES

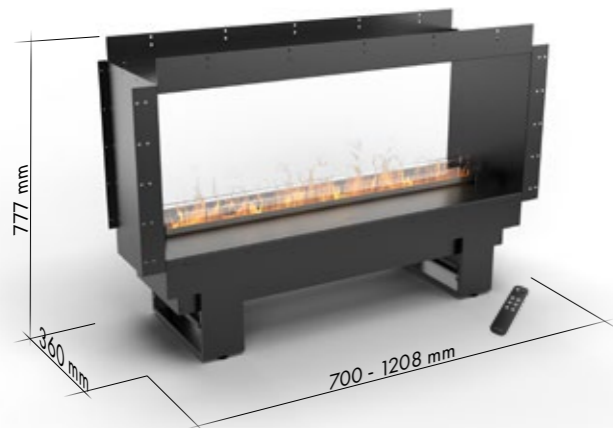
- Features of Cool Flame / Cool Flame Pro
- Dedicated casing in 4 installation options:



OPTIONAL ACCESSORIES

- Decorative logs set
- RAL top plate painting

COOL FLAME / COOL FLAME PRO SEE-THROUGH FIREPLACE



FEATURES

- Features of Cool Flame / Cool Flame Pro
- Dedicated casing in 3 installation options:



OPTIONAL ACCESSORIES

- Decorative logs set
- RAL top plate painting



	COOL FLAME 500/1000 FIREPLACE	COOL FLAME PRO 500/1000 FIREPLACE
	1.2L / 2.4 L	Permanent water connection
	max. 12 h	limitless
	25 kg / 37 kg	26 kg / 28 kg
	230 V	

Cool Flame 500 Fireplace
Water vapour Fireplace

ELECTRIC FIREPLACES

OUTDOOR COLLECTION



INDOOR ELECTRIC FIRES

ASTRO FIREPLACE

REFLEX TECHNOLOGY

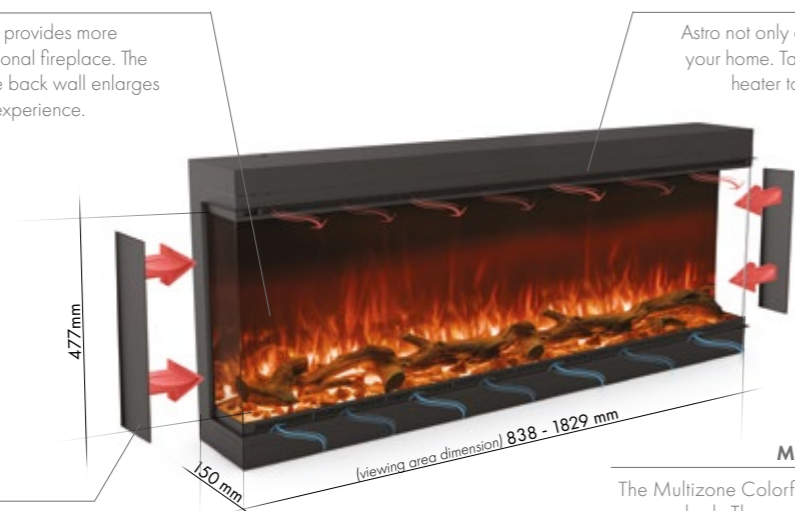
A system of prisms and LED lights that provides more visual depth than a regular 2-dimensional fireplace. The warm-coloured mirror installed on the back wall enlarges the flame giving you a more natural experience.

CONTROL OPTIONS



YOU DESIGN!

Enjoy the three-sided panoramic flame or cover the sides of Astro with the included panels. By framing the fire you get three additional arrangement options.



HEATFLOW SYSTEM

Astro not only decorates but also warms up your home. Take advantage of the 2-stage heater to enjoy cosy winter evenings.

MULTIZONE COLORFLOW

The Multizone Colorflow let's you give Astro your own look. There are three lighting zones, each with individual colour settings.


OPTIONAL ACCESSORIES



DETACHABLE SIDE PANELS (INCLUDED IN SET)



INSTALLATION OPTIONS



ASTRO				
	850 mm	1200 mm	1500 mm	1800 mm
	42.0 kg	59.0 kg	72.5 kg	85.0 kg
	Two-stage heating power: 1500 W & 3000 W			
	230 V			



Astro
Electric Fireplace



Astro
Electric Fireplace

GAS FIREPLACES

OUTDOOR COLLECTION



INDOOR GAS FIRES

LINEAR GAS FIREPLACE (Balanced Flue System)

VALENTINO FIREPLACE



FEATURES

- NG or LPG gas
- Modular Burner
- Remote control
- Smart Home System compatible
- Thermostat
- Ceramic glass
- Back wall finish:
 - Black matte steel (standard)
- Decorative accessories:
 - Logs, vermiculite & chips (included)

OPTIONAL ACCESSORIES



ARRANGEMENT OPTIONS



VALENTINO		
	1000 mm	1300 mm
	(NG) max. 6.4 kW (LPG) max. 6.7 kW	(NG) max. 8.5 kW (LPG) max. 7.4 kW
	(NG) max. 0.9 m ³ /h (LPG) max. 0.7 kg/h	(NG) max. 1.2 m ³ /h (LPG) max. 0.78 kg/h
	Concentric flue 200/130	
	230 V	

*For single sided arrangement only

INDOOR GAS FIRES

CAMPFIRE GAS FIREPLACE (Balanced Flue System)

MONROE FIREPLACE



FEATURES

- NG or LPG gas
- Modular Burner
- Remote control
- Smart Home System compatible
- Thermostat
- Ceramic glass
- Back wall finish:
 - Black matte steel (standard)
- Decorative accessories:
 - Logs, vermiculite & chips (included)

OPTIONAL ACCESSORIES



ARRANGEMENT OPTIONS



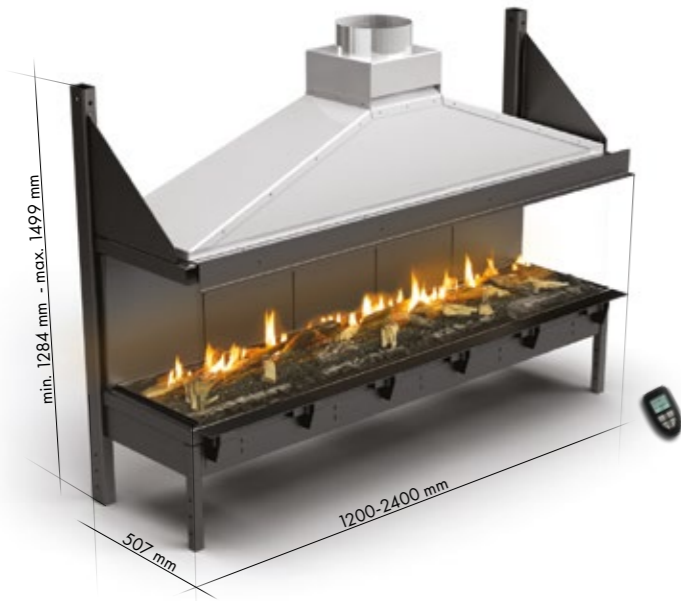
MONROE	
	(NG) max. 8.3 kW (LPG) max. 9.2 kW
	(NG) max. 1.2 m ³ /h (LPG) max. 0.96 kg/h
	Concentric flue
	230 V

*For single sided arrangement only

INDOOR GAS FIRES

LINEAR GAS FIREPLACE (Conventional Flue System)

SINATRA FIREPLACE



FEATURES

- NG or LPG gas
- Custom length and shape
- Remote control
- Smart Home System compatible
- Back wall finish:
 - Black matte steel
- Decorative accessories:
 - Black vermiculite (included)
- Ceramic glass

OPTIONAL ACCESSORIES



ARRANGEMENT OPTIONS



SINATRA				
	1200 mm	1600 mm	2000 mm	2400 mm
	(NG) max. 10.3 kW (LPG) max. 9.5 kW	(NG) max. 15.0 kW (LPG) max. 14.3 kW	(NG) max. 19.7 kW (LPG) max. 19.0 kW	(NG) max. 19.8 kW (LPG) max. 20.0 kW
	(NG) max. 1.09 m ³ /h (LPG) max. 0.75 kg/h	(NG) max. 1.58 m ³ /h (LPG) max. 1.12 kg/h	(NG) max. 2.09 m ³ /h (LPG) max. 1.50 kg/h	(NG) max. 2.09 m ³ /h (LPG) max. 1.57 kg/h
	Conventional			
	230 V			

* Antireflective glass available only for 1200, 1600 and 2000 length



Sinatra
Gas Fireplace



Sinatra
Gas Fireplace



Sinatra
Gas Fireplace



Valentino
Gas Fireplace

Monroe
Iceland Lakeview Retreat
Gas Fireplace



Monroe
Gas Fireplace



AUTOMATIC

BEV[®] FIREPLACES

OUTDOOR COLLECTION

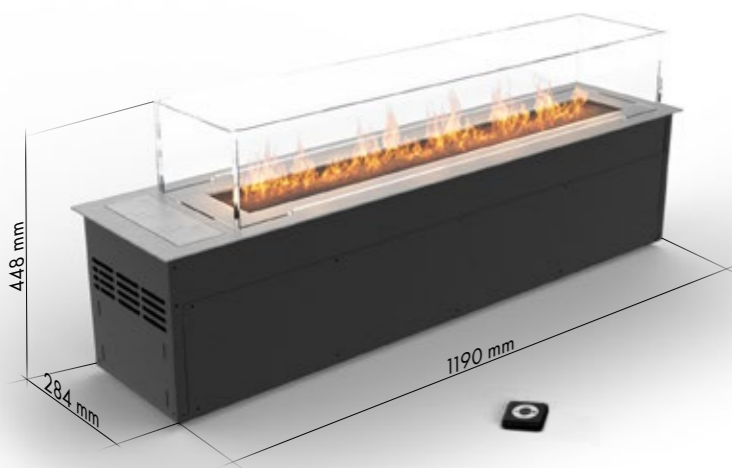


OUTDOOR / INDOOR ETHANOL FIRES

AUTOMATIC ETHANOL FIREPLACES (Net Zero® fireplace with BEV® Technology)



CABO BURNER



FEATURES

- Automatic refilling system
- Remote control
- Wi-Fi
- 6 levels of flame
- Safety sensors
- Weather resistant

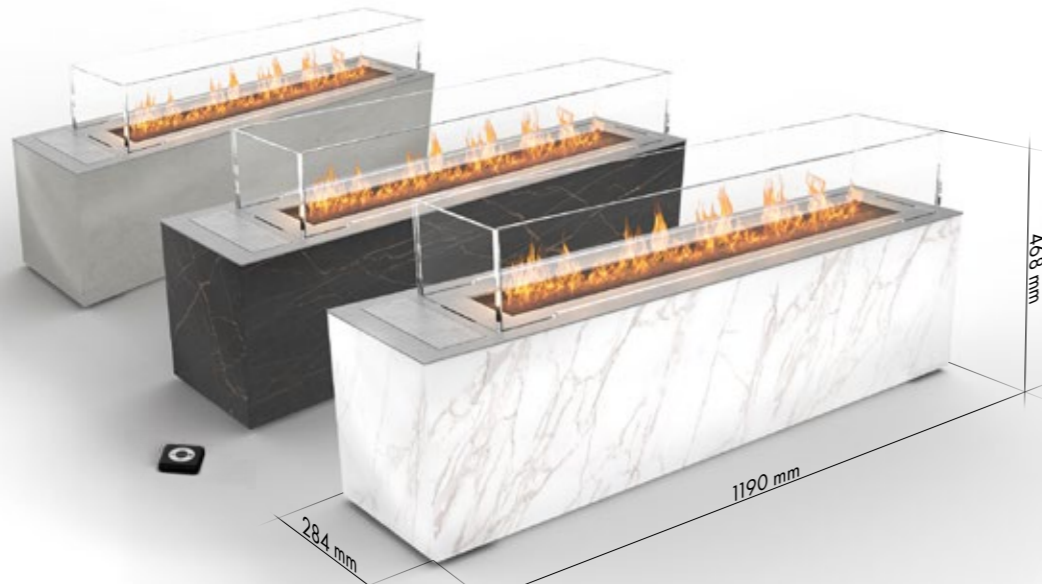
OPTIONAL ACCESSORIES

- Protective fabric cover

AVAILABLE FINISHING VARIANTS

- 3 finish options with **DEKTON**® by Cosentino: Laurent, Daze and Kovik
- Cabo Burner for custom-built housing

CABO KOVIK / LAURENT / DAZE



CABO BURNER / KOVIK / LAURENT / DAZE	
	max. 9.4 kW
	5 L
	max. 8 h
	min. 94 m³ (if used indoors)
	230 V



Cabo Daze
BEV® Outdoor Fireplace

OUTDOOR / INDOOR ETHANOL FIRES

FIREPLACES IN TABLE (Net Zero® fireplace with BEV® Technology)



CABO TABLE LAURENT / KOVIK / DAZE



FEATURES

- Automatic refilling system
- Remote control
- Wi-Fi and mobile app
- 6 levels of flame
- Safety sensors
- Weather resistant

OPTIONAL ACCESSORIES

- Protective fabric cover

AVAILABLE FINISHING VARIANTS

- 3 finish options with **DEKTON®** by Cosentino: Laurent, Daze and Kovik

CABO TABLE LAURENT / KOVIK / DAZE	
	max. 9.4 kW
	10.5 L
	max. 15 h
	min. 94 m²
	230 V



Cabo Laurent
BEV® Fireplace



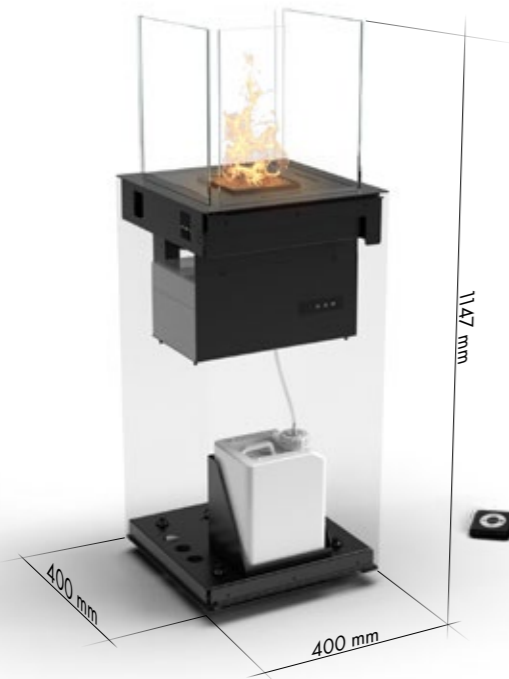
Cabo Table Daze
BEV® Outdoor Fireplace

OUTDOOR / INDOOR ETHANOL FIRES

AUTOMATIC ETHANOL FIREPLACES (Net Zero® fireplace with BEV® Technology)



PORTO CORE



FEATURES

- Automatic refilling system
- Remote control
- Wi-Fi
- 6 levels of flame
- Safety sensors
- Weather resistant
- Portable - includes wheels

OPTIONAL ACCESSORIES

- Protective fabric cover

AVAILABLE FINISHING VARIANTS

- 3 finish options with **DEKTON®** by Cosentino: Laurent, Daze and Kovik
- Porto Core for custom-built housing

PORTO KOVIK / LAURENT / DAZE



PORTO CORE / KOVIK / LAURENT / DAZE

	max. 3.7 kW
	5 L
	max. 14 h
	min. 37 m³ (if used indoors)
	230 V



Porto Daze
BEV® Fireplace



Porto Laurent
BEV® Outdoor Fireplace

GAS FIREPLACES

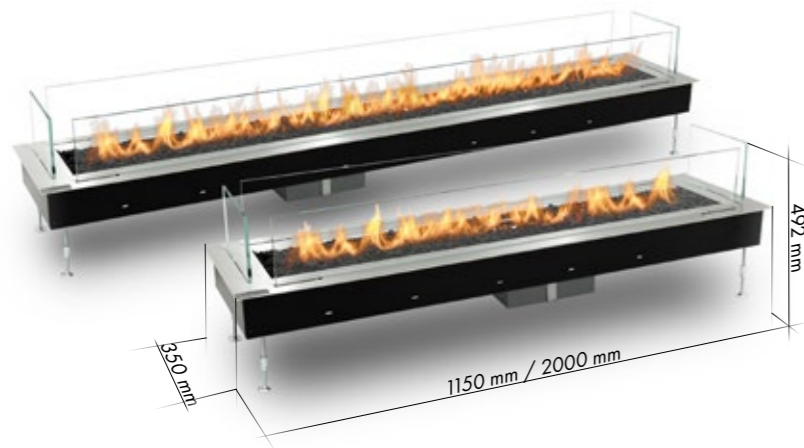
OUTDOOR COLLECTION



OUTDOOR GAS FIRES

GAS FIREPLACES (With automatic control system)

GALAXY 1150 / 2000 BURNER




FEATURES

- Automatic control system
- Remote control
- Smart home compatible
- 2 fuel variants: Gas Cylinder (propane or propane-butane mixture) or Natural Gas
- Thermocouple
- Smooth flame height regulation
- Easy to install

AVAILABLE VARIANTS

- 3 finish options with **DEKTON**® by Cosentino: Laurent, Daze and Kovik
- Galaxy Burner for custom-built housing

GALAXY / DAZE / LAURENT / KOVIK



OPTIONAL ACCESSORIES



	GALAXY 1150 BURNER / DAZE / LAURENT / KOVIK	GALAXY 2000 BURNER
	(NG) max. 10.1kW (LPG) max. 13.4kW	(NG) max. 18.6 kW (LPG) max. 22 kW
	(NG) max. 0.96 m³/h (LPG) max. 0.95 kg/h	(NG) max. 1.77 m³/h (LPG) max. 1.56 kg/h
	(NG) 20 mbar (LPG) 37 mbar	(NG) 20 mbar (LPG) 37 mbar



Galaxy Laurent
Outdoor Gas Fireplace




Galaxy Daze
Outdoor Gas Fireplace

OUTDOOR GAS FIRES

GAS FIREPLACES (With automatic control system)

GALAXY TABLE LAURENT / KOVIK / DAZE



FEATURES

- Automatic control system
- Remote control
- Smart home compatible
- 2 fuel variants: Gas Cylinder (propane or propane-butane mixture) or Natural Gas
- Thermocouple
- Smooth flame height regulation
- Easy to install

AVAILABLE VARIANTS

- 3 finish options with **DEKTON**® by Cosentino: Laurent, Daze and Kovik

PIVOT LAURENT / KOVIK / DAZE



FEATURES

- Automatic control system
- Remote control
- Smart home compatible
- Gas Cylinder (propane or propane-butane mixture) powered
- Thermocouple
- Smooth flame height regulation
- Easy to install

AVAILABLE VARIANTS

- 3 finish options with **DEKTON**® by Cosentino: Laurent, Daze and Kovik

OPTIONAL ACCESSORIES



	GALAXY TABLE LAURENT / KOVIK / DAZE	PIVOT LAURENT / KOVIK / DAZE
	(NG) max. 10.1kW (LPG) max. 13.4kW	(LPG) max. 11.8 kW
	(NG) max. 0.96 m³/h (LPG) max. 0.95 kg/h	(LPG) max. 0.93 kg/h
	(NG) 20 mbar (LPG) 37 mbar	(LPG) 37 mbar



Galaxy Table Daze
Outdoor Gas Fireplace

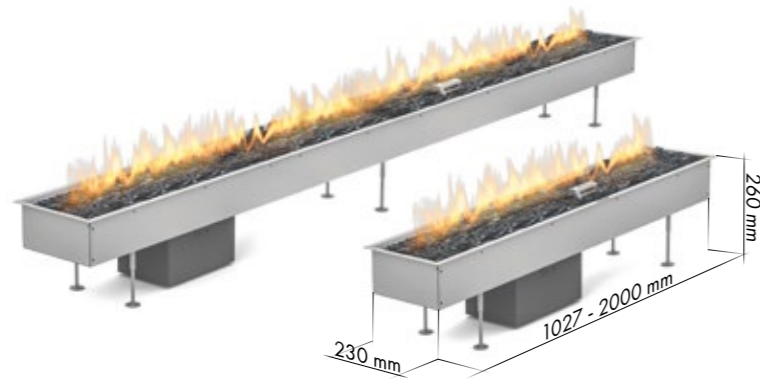


Pivot Kovik
Outdoor Gas Fireplace

OUTDOOR GAS FIRES

GAS FIREPLACES (With manual control system)

GALIO INSERT AUTOMATIC




FEATURES

- 2 fuel variants: Gas Cylinder (propane or propane-butane mixture) or Natural Gas
- Automatic control:
 - remote control included
 - touchpad
 - SHS compatible
 - optional mobile APP (Wi-Fi module required)
- Thermocouple
- Smooth flame height regulation

AVAILABLE VARIANTS

- 2 finishing options:
 - Corten or black steel
- Galio Insert for custom-built housing

GALIO BLACK / CORTEN AUTOMATIC



OPTIONAL ACCESSORIES



	GALIO INSERT AUTOMATIC		GALIO BLACK / CORTEN AUTOMATIC
	1000 mm	2000 mm	1140 mm
	(NG) max. 9.4 kW (LPG) max. 11.8 kW	(NG) max. 16.5 kW (LPG) max. 16.5 kW	(NG) max. 9.4 kW (LPG) max. 11.8 kW
	(NG) max. 1.0 m³/h (LPG) max. 0.93 kg/h	(NG) max. 1.75 m³/h (LPG) max. 1.30 kg/h	(NG) max. 1.0 m³/h (LPG) max. 0.93 kg/h
	(NG) 20 mbar (LPG) 37 mbar	(NG) 20 mbar (LPG) 37 mbar	(NG) 20 mbar (LPG) 37 mbar
	21.0 kg	33.0 kg	31.0 kg



Galio Insert
Outdoor Gas Fireplace

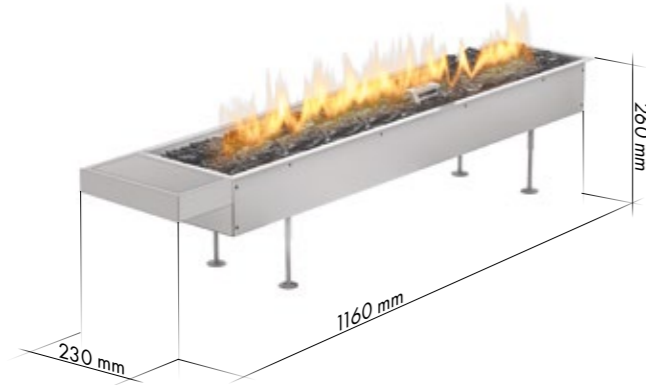


Galio Insert
Outdoor Gas Fireplace

OUTDOOR GAS FIRES

GAS FIREPLACES (With manual control system)

GALIO INSERT MANUAL




FEATURES

- 2 fuel variants: Gas Cylinder (propane or propane-butane mixture) or Natural Gas
- Manual control
- Thermocouple
- Smooth flame height regulation


AVAILABLE VARIANTS

- 2 finishing options: Corten or black steel
- Galio Insert for custom-built housing

GALIO BLACK / CORTEN MANUAL



OPTIONAL ACCESSORIES



	GALIO INSERT MANUAL / GALIO BLACK MANUAL / GALIO CORTEN MANUAL
	[NG] max. 13.6 kW [LPG] max. 11.8 kW
	[NG] max. 1.22 m ³ /h [LPG] max. 0.93 kg/h
	[NG] 20 mbar [LPG] 37 mbar
	13.0 kg / 31.0 kg



Galio Corten
Outdoor Gas Fireplace



Galio Black
Outdoor Gas Fireplace

OUTDOOR GAS FIRES

GAS FIREPLACES (With automatic control system)

GALIO STAR INSERT AUTOMATIC



FEATURES

- Automatic control system
- 2 fuel variants: Gas Cylinder (propane or propane-butane mixture) or Natural Gas
- Remote control
- SHS compatible
- Thermocouple
- Smooth flame height regulation
- Decorated with black diamond stones
- For custom-built housing
- Easy to install

AVAILABLE VARIANTS

- 2 finishing options: Corten or black steel
- Galio Insert for custom-built housing

GALIO STAR CORTEN/BLACK AUTOMATIC



OPTIONAL ACCESSORIES



	GALIO STAR INSERT AUTOMATIC	GALIO STAR CORTEN AUTOMATIC GALIO STAR BLACK AUTOMATIC
		(NG) max. 16.4 kW (LPG) max. 17.3 kW
		(NG) max. 1.5 m ³ /h (LPG) max. 1.4 kg/h
		(NG) 20 mbar (LPG) 37 mbar
	170 kg	370 kg



Galio Star Black Automatic
Outdoor Gas Fireplace



Galio Star Corten Automatic
Outdoor Gas Fireplace

OUTDOOR GAS FIRES

GAS FIREPLACES (With automatic control system)

STELLA INSERT MANUAL



FEATURES

- Manual control system
- Gas Cylinder (propane or propane-butane mixture) powered
- Thermocouple
- Smooth flame height regulation
- Decorative stones
- For custom-built housing

AVAILABLE VARIANTS

- Stella insert for custom-built housing
- 3 finish options with **DEKTON**® by Cosentino for Stella Table : Laurent, Daze and Kovik

STELLA TABLE DAZE/LAURENT/KOVIK MANUAL



OPTIONAL ACCESSORIES



	STELLA INSERT MANUAL			STELLA TABLE MANUAL
	500 mm	600 mm	800 mm	954 mm
	(LPG) max. 5.9 kW	(LPG) max. 12.7 kW	(LPG) max. 22.0 kW	(LPG) max. 12.7 kW
	(LPG) max. 0.36 kg/h	(LPG) max. 0.9 kg/h	(LPG) max. 1.56 kg/h	(LPG) max. 0.9 kg/h
	(LPG) 37 mbar			



Stella Insert
Outdoor Gas Fireplace



Stella Table Daze
Outdoor Gas Fireplace

OUTDOOR GAS FIRES

GAS FIREPLACES (With automatic control system)

STELLA INSERT AUTOMATIC



FEATURES

- 2 fuel variants: Gas Cylinder (propane or propane-butane mixture) or Natural Gas
- Automatic control:
 - remote control included
 - touchpad
 - SHS compatible
 - optional mobile APP (Wi-Fi module required)
- Thermocouple
- Smooth flame height regulation
- Decorative stones
- For custom-built housing

AVAILABLE FINISHING VARIANTS

- Stella insert for custom-built housing
- 3 finish options with **DEKTON**® by Cosentino for Stella Table : Laurent, Daze and Kovik

STELLA TABLE DAZE/LAURENT/KOVIK AUTOMATIC



OPTIONAL ACCESSORIES



	STELLA INSERT AUTOMATIC			STELLA TABLE AUTOMATIC
	500 mm	600 mm	800 mm	954 mm
	(NG) max. 4.7 kW (LPG) max. 5.1 kW	(NG) max. 9.5 kW (LPG) max. 10.0 kW	(NG) max. 16.4 kW (LPG) max. 17.3 kW	(NG) max. 16.4 kW (LPG) max. 17.3 kW
	(NG) max. 0.5 m ³ /h (LPG) max. 0.4 kg/h	(NG) max. 0.85 m ³ /h (LPG) max. 0.78 kg/h	(NG) max. 1.47 m ³ /h (LPG) max. 1.35 kg/h	(NG) max. 1.47 m ³ /h (LPG) max. 1.35 kg/h
	(NG) 20 mbar (LPG) 37 mbar			

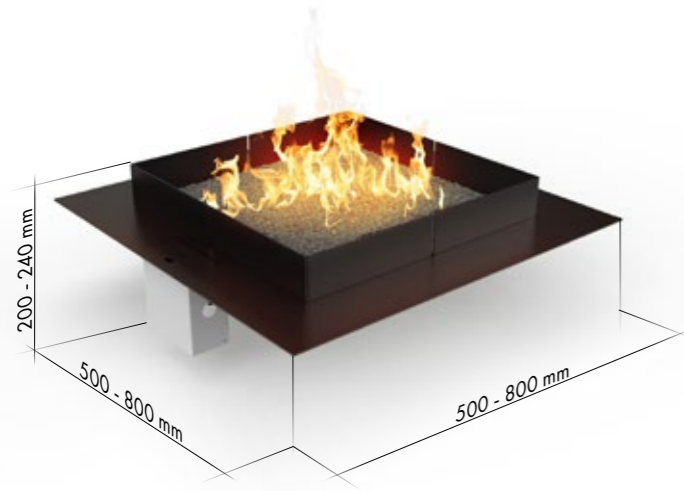


Stella Insert
Outdoor Gas Fireplace

OUTDOOR GAS FIRES

GAS FIREPLACES (With automatic control system)

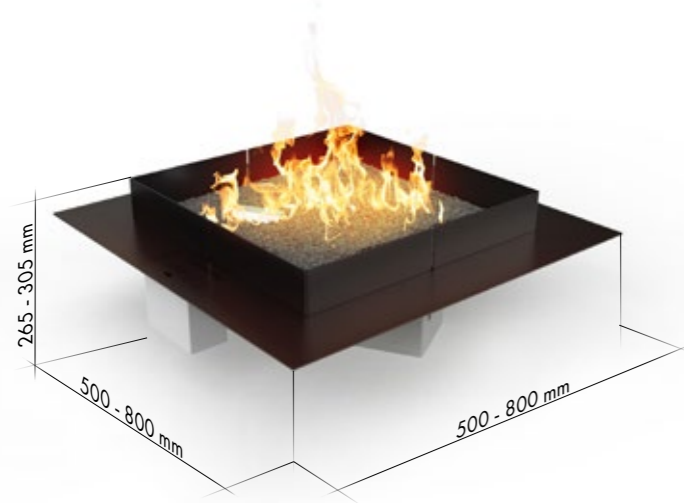
MICO MANUAL



FEATURES

- Manual control system
- Gas Cylinder (propane or propane-butane mixture) powered
- Thermocouple
- Smooth flame height regulation
- Decorative stones
- For custom-built housing


MICO AUTOMATIC



FEATURES

- 2 fuel variants: Gas Cylinder (propane or propane-butane mixture) or Natural Gas
- Automatic control:
 - remote control included
 - touchpad
 - SHS compatible
 - optional mobile APP (Wi-Fi module required)
- Thermocouple
- Smooth flame height regulation
- Decorative stones
- For custom-built housing

OPTIONAL ACCESSORIES



	MICO MANUAL			MICO AUTOMATIC		
	500 mm	600 mm	800 mm	500 mm	600 mm	800 mm
	(LPG) max. 5.9 kW	(LPG) max. 12.7 kW	(LPG) max. 22.0 kW	(NG) max. 4.7 kW (LPG) max. 5.1 kW	(NG) max. 9.5 kW (LPG) max. 10.0 kW	(NG) max. 16.4 kW (LPG) max. 17.3 kW
	(LPG) max. 0.36 kg/h	(LPG) max. 0.9 kg/h	(LPG) max. 1.56 kg/h	(NG) max. 0.5 m ³ /h (LPG) max. 0.4 kg/h	(NG) max. 0.85 m ³ /h (LPG) max. 0.78 kg/h	(NG) max. 1.47 m ³ /h (LPG) max. 1.35 kg/h
	(LPG) 37 mbar			(NG) 20 mbar (LPG) 37 mbar		



Mico Insert
Outdoor Gas Fireplace

OUTDOOR GAS FIRES

GAS FIREPLACES (With automatic and manual control system)

GALIO H INSERT AUTOMATIC



FEATURES

- Automatic control system
- 2 fuel variants: Gas Cylinder (propane or propane-butane mixture) or Natural Gas
- Remote control
- SHS compatible
- Thermocouple
- Smooth flame height regulation
- Decorated with black diamond stones
- Easy to install
- For custom-built housing

OPTIONAL ACCESSORIES



LIGHTHOUSE



FEATURES

- Fueled with propane or propane-butane mixture
- Thermocouple
- Tempered glass
- Anti-tilt valve
- Decorated with black diamond stones
- Freestanding

OPTIONAL ACCESSORIES



	GALIO H INSERT AUTOMATIC	LIGHTHOUSE
	(NG) max. 9.4 kW (LPG) max. 11.8 kW	(LPG) max. 7.0 - 10.0 kW
	(NG) max. 1.0 m ³ /h (LPG) max. 0.9 kg/h	(LPG) max. 0.50 - 0.65 kg/h
	(NG) 20 mbar (LPG) 37 mbar	(LPG) 37 mbar
	23.6 kg	27.5 kg



Lighthouse
Gas Patio Heater



Lighthouse
Gas Patio Heater



Galio H Insert Automatic
Outdoor Gas Burner



Galio H Insert Automatic
Outdoor Gas Burner

COMMERCE

FIREPLACES

OUTDOOR COLLECTION



Totem/Simple Commerce
The Address Downtown

OUTDOOR / INDOOR ETHANOL FIRES

COMMERCE TECHNOLOGY™ (Absorbent Ceramic Fibers)



TOTEM



JAR



RONDO



SIMPLE

FEATURES

- Easy refilling system
- Safe burning technology
- No electricity required

OPTIONAL ACCESSORIES



	TOTEM	JAR	RONDO	SIMPLE
	[ØxH] 395 x 1070 mm	[ØxH] 410 x 795 mm	[ØxH] 412 x 412 mm	[ØxH] 308 x 418 mm
	24.5 kg	41.5 kg	70kg	6.5 kg
	max. 2.5 kW	max. 2.5 kW	max. 2.5 kW	max. 2.5 kW
	3.0 L	3.0 L	3.0 L	1.5 L
	max. 7 h	max. 7 h	max. 7 h	max. 3.5 h
	min. 25 m³	min. 25 m³	min. 25 m³	min. 25 m³

All product specifications and data are subject to change without notice and are believed to be accurate as of the date hereof. Planika Sp. z o.o., its affiliates, agents, and employees, and all persons acting on its or their behalf (collectively, "Planika Sp. z o.o."), disclaim any and all liability for any errors, inaccuracies or incompleteness contained in any document or in any other disclosure relating to any product. To the maximum extent permitted by applicable law, Planika Sp. z o.o. disclaims any and all liability arising out of the application or use of any product. This document does not expand or otherwise modify Planika Sp. z o.o.'s terms and conditions of purchase, including but not limited to the warranty expressed therein. No license, express or implied, by estoppel or otherwise, to any intellectual property rights is granted by this document or by any conduct of Planika Sp. z o.o.. Customers using or selling Planika Sp. z o.o.'s products not expressly indicated for use in such applications do so entirely at their own risk and agree to fully indemnify Planika Sp. z o.o. for any damages arising or resulting from such use or sale. The images are indicative only.